

StoVentec® Render

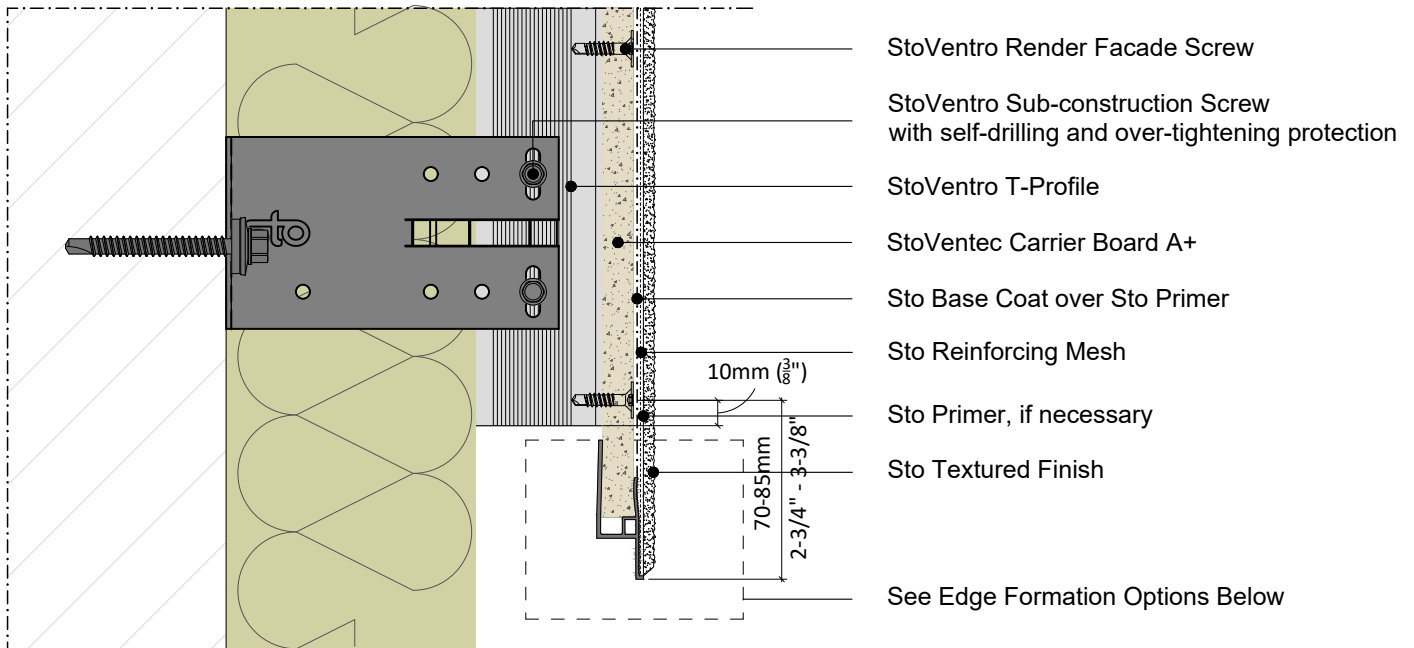
System bottom edge formations with surrounding Sto Edge Protection Profiles

Date: November 2021

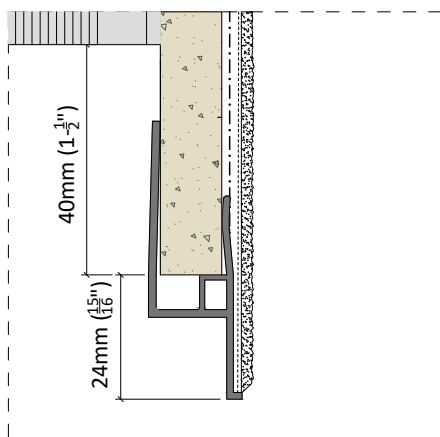
Section View

Detail No.: 90.R.036

For top edge formation, see detail 90.R.035
 For side edge formation, see detail 90.R.037

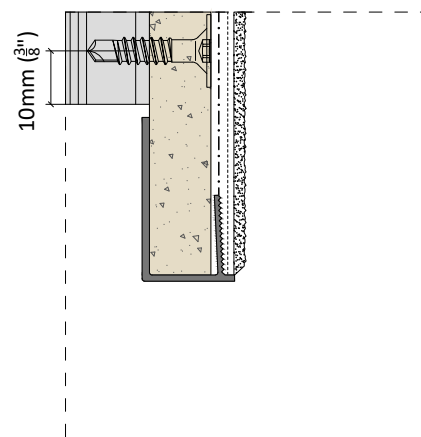


- StoVentro Render Facade Screw
- StoVentro Sub-construction Screw with self-drilling and over-tightening protection
- StoVentro T-Profile
- StoVentec Carrier Board A+
- Sto Base Coat over Sto Primer
- Sto Reinforcing Mesh
- Sto Primer, if necessary
- Sto Textured Finish
- See Edge Formation Options Below



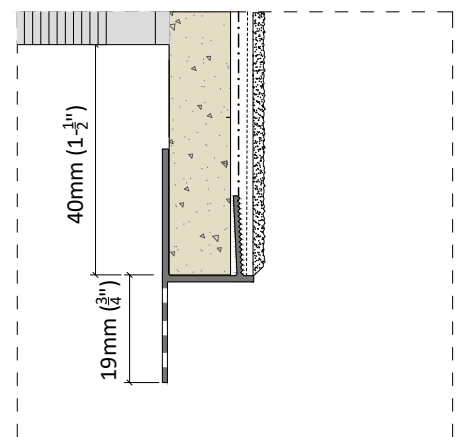
Sto Edge Protection Profile GT

Typically used at bottom edge of expansion joints and bottom of system



Sto Edge Protection Profile G

Typically used at bottom edge of expansion joints and bottom of system



Sto Roof Vent Profile

Typically used at bottom of system when a bug screen is needed

ATTENTION

Sto products are intended for use by qualified professional contractors, not consumers, as a component of a larger construction assembly as specified by a qualified design professional, general contractor or builder. They should be installed in accordance with those specifications and Sto's instructions. Sto Corp. disclaims all, and assumes no, liability for on-site inspections, for its products applied improperly, or by unqualified persons or entities, or as part of an improperly designed or constructed building, for the nonperformance of adjacent building components or assemblies, or for other construction activities beyond Sto's control. Improper use of Sto products or use as part of an improperly designed or constructed larger assembly or building may result in serious damage to Sto products, and to the structure of the building or its components.

STO CORP. DISCLAIMS ALL WARRANTIES EXPRESSED OR IMPLIED EXCEPT FOR EXPLICIT LIMITED WRITTEN WARRANTIES ISSUED TO AND ACCEPTED BY BUILDING OWNERS IN ACCORDANCE WITH STO'S WARRANTY PROGRAMS WHICH ARE SUBJECT TO CHANGE FROM TIME TO TIME. For the fullest, most current information on proper application, clean-up, mixing and other specifications and warranties, cautions and disclaimers, please refer to the Sto Corp. website, www.stocorp.com.